

# Pair CTP25 with Yealink MeetingBoard Pro

## Introduction

After pairing is complete, you can control MeetingBoard Pro on the CTP25 to perform operations such as conferencing and screen projection.

## Before you Begin

- For the compatibility of CTP Touch Panel and Yealink MeetingBoard, refer to [Rooms Accessories Compatibility Lists](#).
- For how to install the CTP Touch Panel, refer to [Yealink CTP25 Quick Start Guide](#).

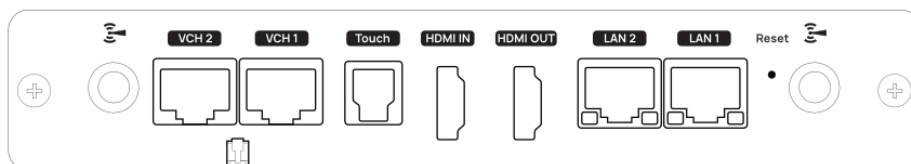
## Connect CTP25 to MeetingBoard Pro

### Direct Connection

- Use a network cable to connect the VCH port of the MeetingBoard Pro to the Internet port of the CTP25.
- 

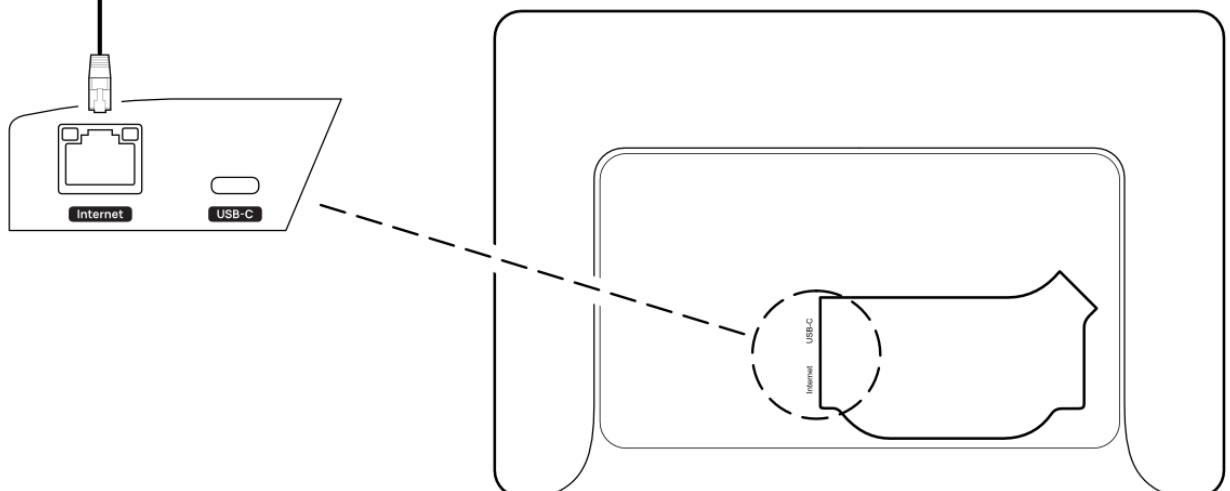
#### MeetingBoard Pro

\* Connector Panel (Left)



#### CTP25

\* Connector Panel (Back)

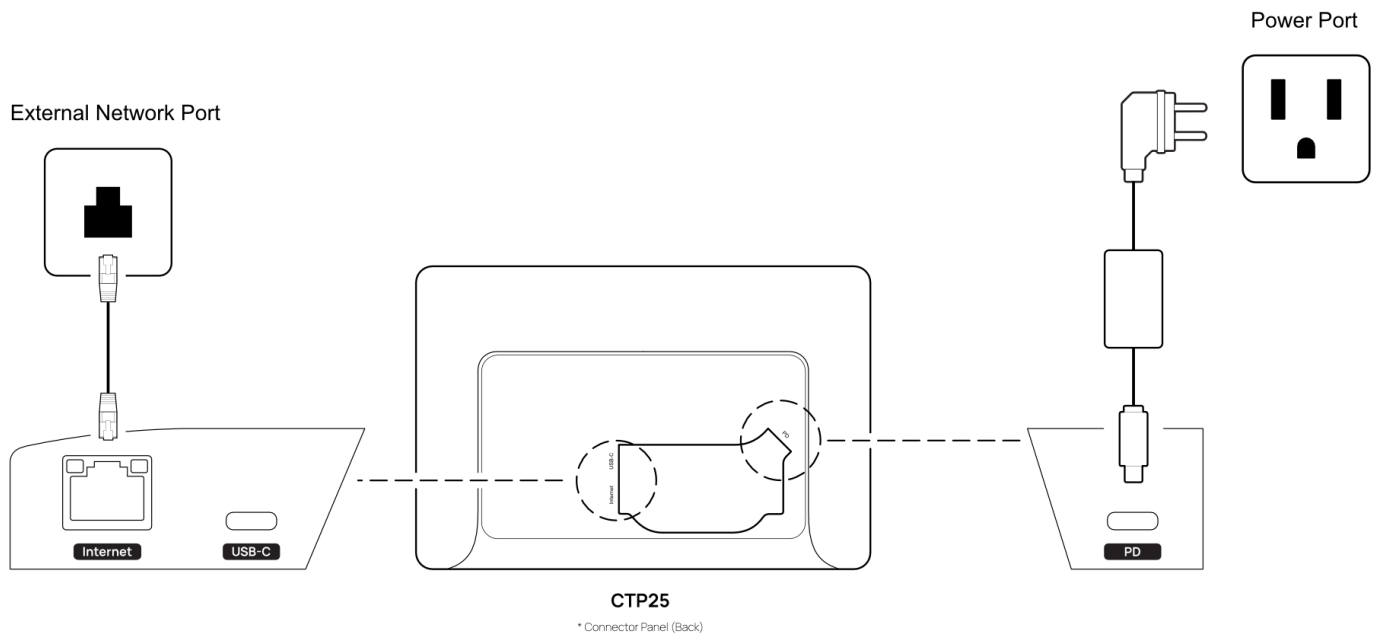


## LAN Pair

1. Use a network cable to connect the Internet port to the external network port.

💡 The MeetingBoard Pro and the CTP25 must be on the same LAN.

2. Use the power adapter to connect the CTP25 to the power port.



## Pair CTP25 with MeetingBoard Pro

💡 If you choose the direct connection method, pairing is not required.

### Auto Pair

- On the CTP25 screen, select the device you need to pair, and tap **Pair**.
-

English ▾

Pair with host  
IP Address: 10.50.165.19

Network Setting

Help

Pairable hosts Manually enter the host IP >

Device Name	IP	Action
MeetingBoard 75 Pro	10.50.165.7	Pair
MeetingEye 900	10.50.165.15	Pair
MeetingBar A40	10.50.165.2	Pair

## Manual Pair

If the host is not found in the list, you can manually enter the host IP for pairing.

1. On the MeetingBoard Pro screen, tap **Settings** > **About**, and find the device IP address.
2. On the CTP25 screen, tap **Manually enter the host IP**.
- 3.

English

Pair with host  
IP Address: 10.50.165.19

Network Setting

Help

Pairable hosts

Manually enter the host IP >

- Device Name: MeetingBoard 75 Pro  
IP: 10.50.165.7  
MAC: 44dbd2f4b6dd  
Pair
- Device Name: MeetingEye 900  
IP: 10.50.165.15  
MAC: 44dbd2217afc  
Pair
- Device Name: MeetingBar A40  
IP: 10.50.165.2  
MAC: 44dbd2f7b78b  
Pair

3. Enter the device IP address, and tap **Pair**.

4.

English

Pair with host  
IP Address: 10.50.165.19

Network Setting

Help

← Back

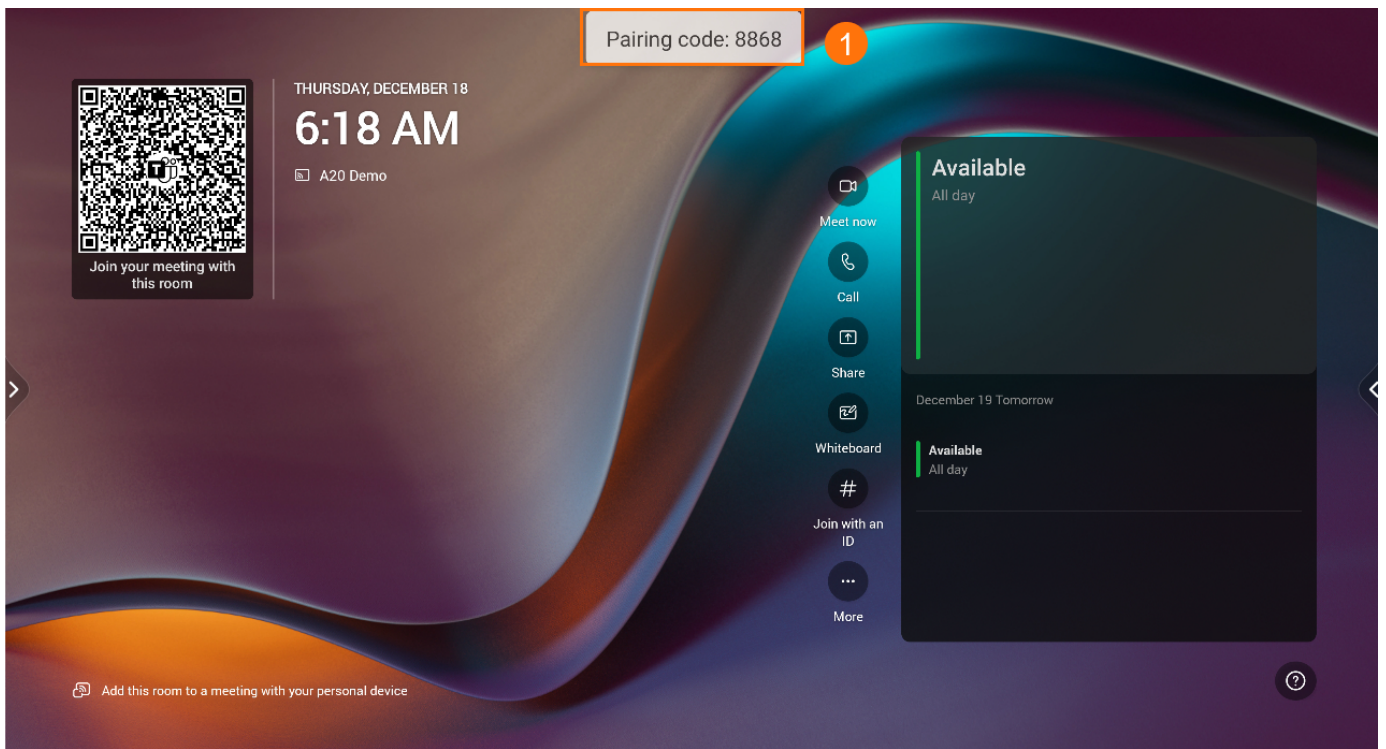
10.50.165.7

1 2 3  
4 5 6  
7 8 9  
. 0

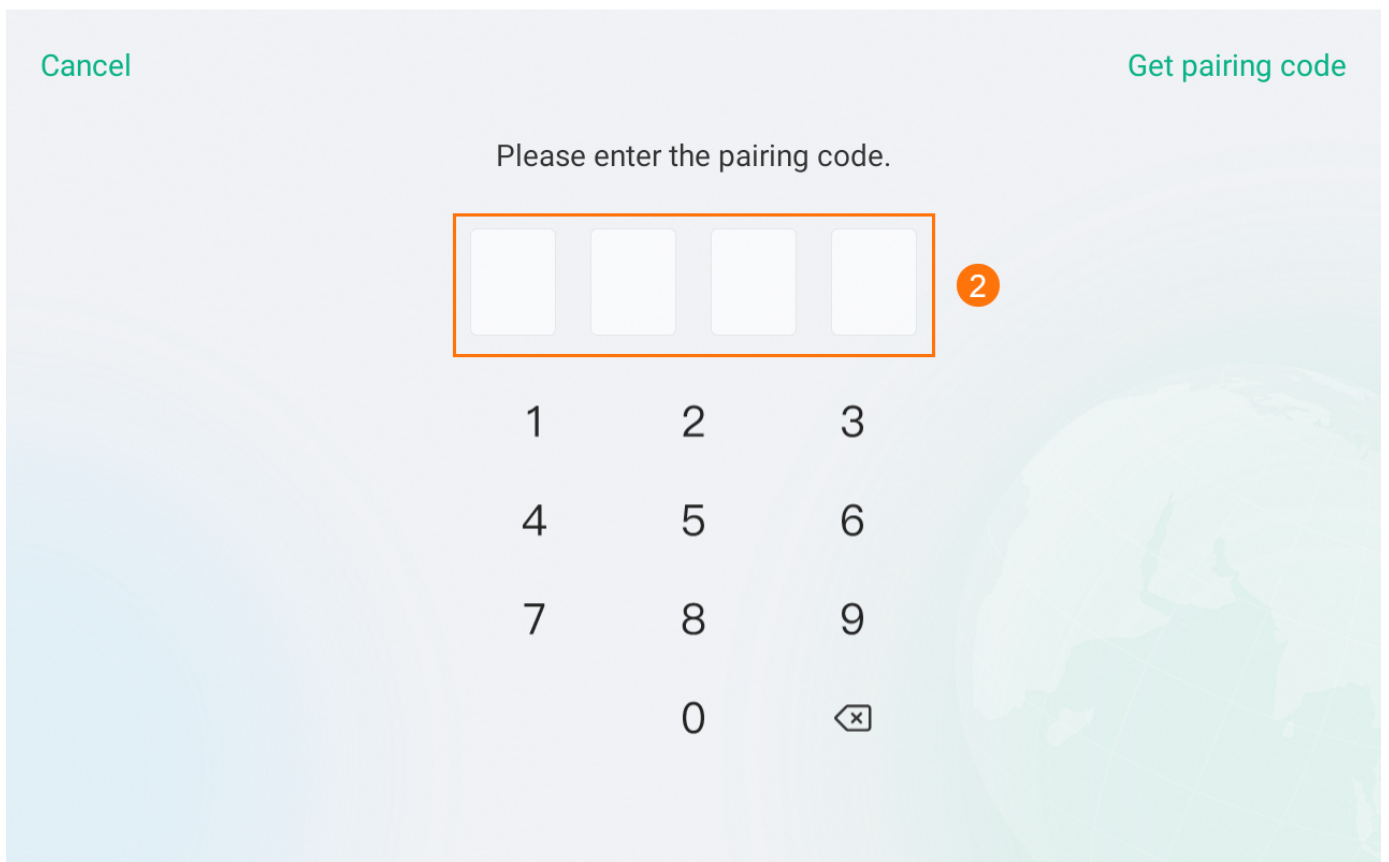
Pair

4. Enter the pairing code displayed on the MeetingBoard Pro screen.

5.



MeetingBoard Pro



CTP25